

## Washer Tanks With Integral Pump

# WP Series

- AISI304 Stainless Steel frame construction
- 5, 10 and 25 litres reservoirs capacities
- 5, 10 and 15 m max delivery head pumps
- Easy installation and maintenance
- Weatherproof standard IP56
- Refined and modern design



■ WP5, WP10 and WP25  
Washer tanks for camera housings with wiper systems

- When using a camera housing with wiper, an essential and very important part of the system is the washer tank with pump. Tecnovideo produces a wide range of water reservoirs with different pumping height capabilities. Every washer tank is supplied with a stainless steel frame and a watertight plastic enclosure that contains the power supply for the self-priming submersible pump located inside the tank. 5, 10, 25 litres tanks are available with 5, 10, 15 metres max delivery head and 12 VDC, 24 VAC, 24 VDC, 110 VAC, 240 VAC supply voltage, to meet every installation requirement.

## TECHNICAL SPECIFICATIONS

### DIMENSIONS AND WEIGHT

#### Dimensions

See drawings next page

#### Weight [kg]

Model	Unit	Package
WP5	3	3,5
WP10	4	4,5
WP25	6,5	7,5

### ELECTRICAL

#### Input voltage

Standard 24 or 240 VAC (upon request: 110 VAC, 24 VDC)

#### Power consumption [W]

Model	Power consumption
5 metres pump	45
10 metres pump	70
15 metres pump	120

### CERTIFICATIONS

IP56 standard (plastic junction box)  
IP66 standard (only WP25-10m-SS and WP25-15m-SS)

### MODELS

WP5-5m	5 Litres tank, 5 metres delivery head
WP5-10m	5 Litres tank, 10 metres delivery head
WP10-5m	10 Litres tank, 5 metres delivery head
WP10-10m	10 Litres tank, 10 metres delivery head
WP25-5m	25 Litres tank, 5 metres delivery head
WP25-10m	25 Litres tank, 10 metres delivery head
WP25-15m	25 Litres tank, 15 metres delivery head
WP25-10m-SS*	25 Litres tank, 10 metres delivery head
WP25-15m-SS*	25 Litres tank, 15 metres delivery head

\* Entirely made in AISI304 stainless steel

### GENERAL

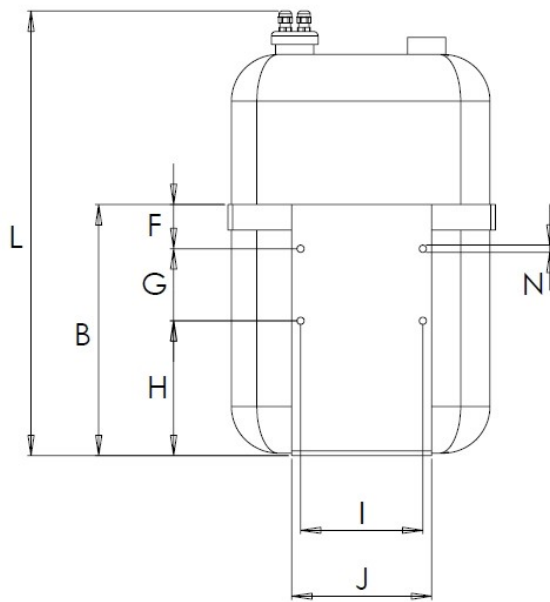
**Frame Construction:** AISI304 Stainless Steel  
**Finish:** Electro-polished

**Tank Material:** polyethylene high density and molecular weight (HDPE HMW) highly resisting to chemical products

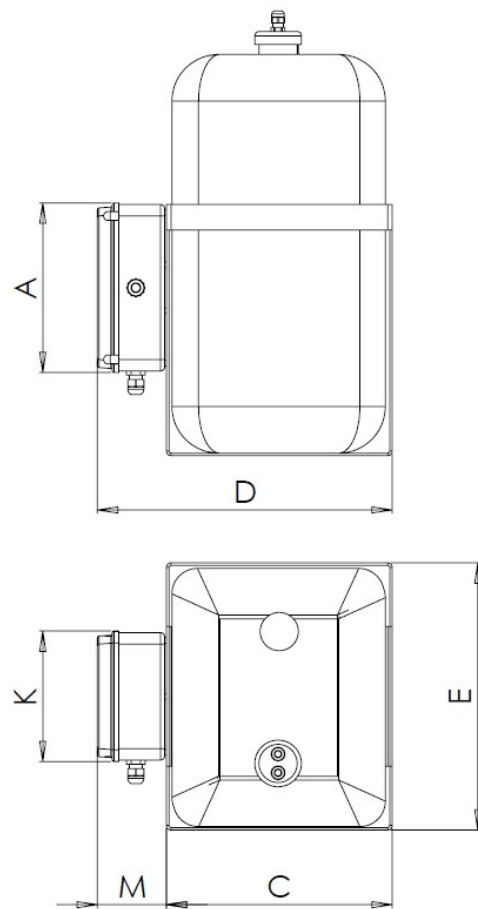
**Hose Material:** EPDM black rubber 4x6mm diameter

# Dimensions

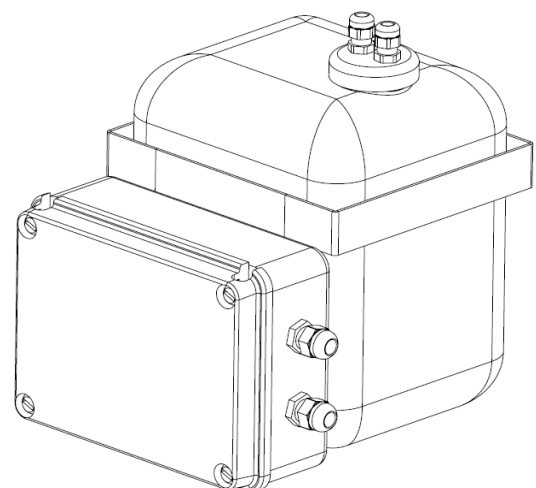
**REAR VIEW**



**SIDE VIEW**



	WP5	WP10	WP25
<b>A</b>	154	200	200
<b>B</b>	185	250	296
<b>C</b>	178	200	266
<b>D</b>	259	281	347
<b>E</b>	190	235	315
<b>F</b>	75	110	52
<b>G</b>	85	85	85
<b>H</b>	25	55	159
<b>I</b>	88	88	88
<b>J</b>	110	165	165
<b>K</b>	150	150	150
<b>L</b>	260	340	500
<b>M</b>	81	81	81
<b>N</b>	8,5	8,5	8,5



**Position of the junction box on WP5**